

Appendix 4. Values for Smoothed Centiles for Maternal Vital Signs (BP, HR, RR, SpO₂,

Temperature)

Blood pressure

Table A4.1: Smoothed centiles for systolic blood pressure and diastolic blood pressure (mmHg) according to gestational age for 3rd, 10th, 50th, 90th and 97th centiles (95% CI).

Gestational Age (weeks)	Centiles for Systolic Blood Pressure (95% CI)				
	3rd	10th	50th	90th	97th
12	94.8 (93.4 - 96.1)	100.9 (100.1 - 101.8)	114.3 (113.6 - 115)	129.3 (128.1 - 130.5)	137.6 (135.9 - 139.3)
14	94.5 (93.4 - 95.7)	100.5 (99.8 - 101.3)	113.8 (113.2 - 114.4)	128.7 (127.7 - 129.7)	136.8 (134.8 - 138.8)
16	94.4 (92.9 - 96)	100.4 (99.5 - 101.2)	113.5 (113 - 113.9)	128.2 (127.2 - 129.3)	136.2 (133.9 - 138.6)
18	94.5 (93.3 - 95.6)	100.3 (99.6 - 101.1)	113.3 (112.9 - 113.8)	128 (127.1 - 129)	135.9 (134.4 - 137.5)
20	94.6 (93.6 - 95.7)	100.4 (99.7 - 101.1)	113.4 (112.9 - 113.8)	128 (127.2 - 128.8)	135.8 (134.5 - 137.2)
22	94.9 (93.8 - 96)	100.6 (99.8 - 101.5)	113.5 (112.9 - 114.2)	128.2 (127.1 - 129.2)	135.9 (134.4 - 137.5)
24	95.2 (94.3 - 96.2)	100.9 (100.2 - 101.7)	113.8 (113.2 - 114.4)	128.4 (127.4 - 129.4)	136.1 (134.6 - 137.7)
26	95.6 (94.6 - 96.6)	101.2 (100.5 - 102)	114.1 (113.5 - 114.6)	128.6 (127.6 - 129.7)	136.4 (134.8 - 138)
28	96 (95.1 - 96.9)	101.6 (101 - 102.2)	114.4 (113.9 - 115)	129 (128.2 - 129.8)	136.7 (135.4 - 137.9)
30	96.5 (95.7 - 97.2)	102 (101.5 - 102.6)	114.8 (114.4 - 115.3)	129.4 (128.6 - 130.3)	137.1 (135.9 - 138.4)
32	97.1 (96 - 98.2)	102.7 (101.9 - 103.4)	115.5 (114.9 - 116.1)	130.1 (129 - 131.2)	137.8 (136.3 - 139.4)
34	97.9 (96.7 - 99.2)	103.5 (102.6 - 104.4)	116.4 (115.8 - 117)	131.1 (129.9 - 132.3)	138.8 (137.1 - 140.6)
36	99 (97.8 - 100.2)	104.6 (103.7 - 105.5)	117.6 (117 - 118.1)	132.4 (131.4 - 133.4)	140.2 (138.8 - 141.5)
38	100.3 (99.3 - 101.2)	105.9 (105.1 - 106.7)	118.9 (118.3 - 119.6)	133.9 (132.8 - 134.9)	141.8 (140.2 - 143.3)
40	101.6 (99.9 - 103.4)	107.3 (105.9 - 108.6)	120.5 (119.3 - 121.6)	135.6 (133.5 - 137.7)	143.5 (140.5 - 146.5)

Green LJ, Mackillop LH, Salvi D, Pullon R, Loerup L, Mossop J et al. Gestation-specific vital sign reference ranges in pregnancy. *Obstet Gynecol* 2020;135.

The authors provided this information as a supplement to their article.

©2020 American College of Obstetricians and Gynecologists.

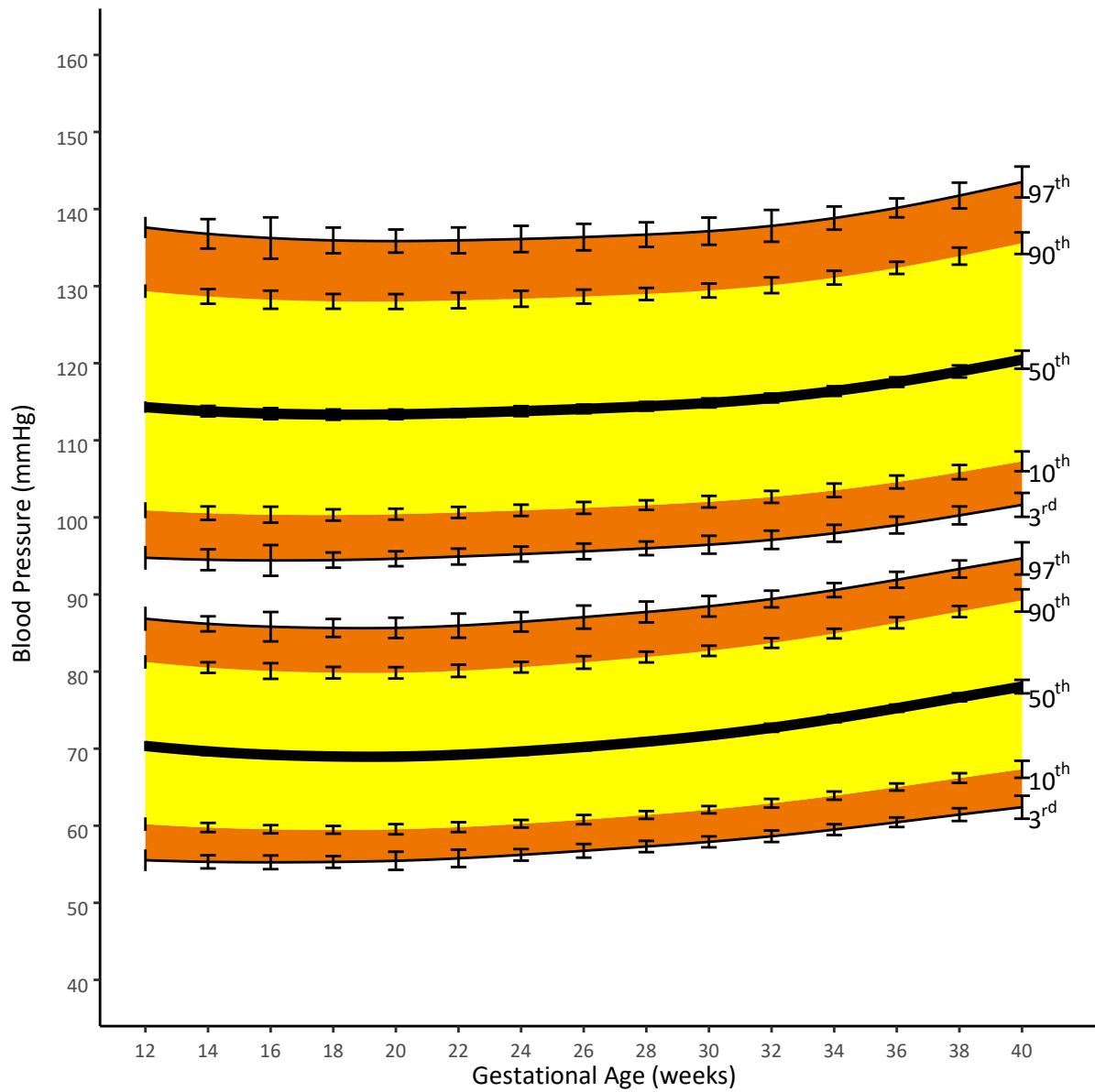
Gestational Age (weeks)	Centiles for Diastolic Blood Pressure (95% CI)				
	3rd	10th	50th	90th	97th
12	55.5 (53.9 - 57.1)	60.2 (59.3 - 61.2)	70.4 (69.8 - 70.9)	81.3 (80.6 - 81.9)	86.9 (85.7 - 88)
14	55.3 (54.5 - 56.2)	59.8 (59.2 - 60.4)	69.7 (69.1 - 70.2)	80.5 (79.8 - 81.2)	86.2 (85.2 - 87.1)
16	55.3 (54 - 56.5)	59.5 (58.9 - 60.2)	69.2 (68.7 - 69.7)	80.1 (79 - 81.1)	85.8 (83.8 - 87.8)
18	55.3 (54.3 - 56.3)	59.5 (58.9 - 60.1)	69 (68.6 - 69.4)	79.9 (79.1 - 80.7)	85.7 (84.3 - 87.1)
20	55.5 (54.6 - 56.3)	59.5 (59 - 60.1)	69 (68.5 - 69.4)	79.8 (79.3 - 80.4)	85.7 (84.7 - 86.7)
22	55.8 (54.9 - 56.6)	59.8 (59.3 - 60.3)	69.2 (68.7 - 69.7)	80.1 (79.6 - 80.6)	86 (84.9 - 87.1)
24	56.2 (55.6 - 56.8)	60.3 (59.8 - 60.7)	69.6 (69.1 - 70.1)	80.6 (79.9 - 81.2)	86.5 (85.3 - 87.6)
26	56.8 (56.1 - 57.4)	60.8 (60.3 - 61.3)	70.2 (69.8 - 70.7)	81.2 (80.4 - 81.9)	87.1 (85.7 - 88.5)
28	57.3 (56.6 - 58)	61.4 (60.9 - 61.9)	70.9 (70.5 - 71.3)	81.9 (81.2 - 82.6)	87.7 (86.4 - 89.1)
30	57.9 (57.3 - 58.5)	62.1 (61.6 - 62.5)	71.7 (71.3 - 72.1)	82.7 (82.1 - 83.3)	88.5 (87.4 - 89.5)
32	58.6 (57.8 - 59.4)	62.9 (62.4 - 63.4)	72.7 (72.3 - 73.1)	83.7 (83.1 - 84.3)	89.4 (88.4 - 90.4)
34	59.5 (58.9 - 60.1)	63.9 (63.5 - 64.3)	73.9 (73.5 - 74.4)	84.9 (84.2 - 85.6)	90.6 (89.6 - 91.6)
36	60.5 (59.7 - 61.2)	65 (64.5 - 65.5)	75.3 (74.8 - 75.7)	86.3 (85.7 - 87)	91.9 (90.9 - 92.9)
38	61.4 (60.5 - 62.4)	66.2 (65.5 - 66.9)	76.7 (76.1 - 77.2)	87.8 (87.1 - 88.5)	93.3 (92.3 - 94.3)
40	62.4 (60.6 - 64.2)	67.3 (66 - 68.7)	78.1 (77.1 - 79)	89.2 (87.7 - 90.8)	94.7 (92.4 - 97)

Green LJ, Mackillop LH, Salvi D, Pullon R, Loerup L, Mossop J et al. Gestation-specific vital sign reference ranges in pregnancy. *Obstet Gynecol* 2020;135.

The authors provided this information as a supplement to their article.

©2020 American College of Obstetricians and Gynecologists.

Figure A4.1: Smoothed centiles for systolic blood pressure and diastolic blood pressure (mmHg); 3rd, 10th, 50th, 90th and 97th centiles with corresponding 95% confidence intervals.



Green LJ, Mackillop LH, Salvi D, Pullon R, Loerup L, Mossop J et al. Gestation-specific vital sign reference ranges in pregnancy. *Obstet Gynecol* 2020;135.

The authors provided this information as a supplement to their article.

©2020 American College of Obstetricians and Gynecologists.

Heart Rate

Table A4.2: Smoothed centiles for heart rate (bpm) according to gestational age for 3rd, 10th, 50th, 90th and 97th centiles (95% CI).

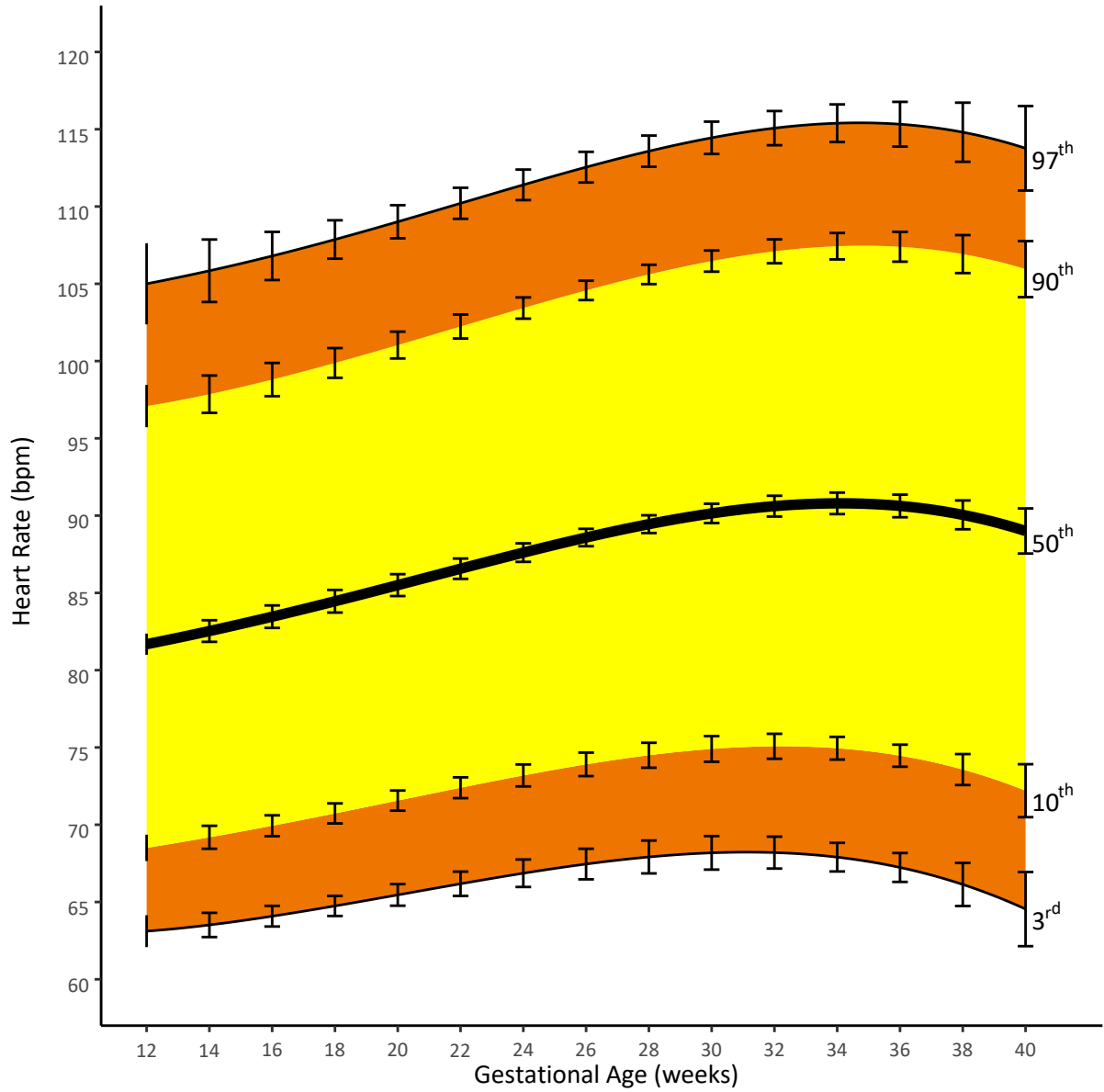
Gestational age (weeks)	Centiles for Heart Rate (95% CI)				
	3rd	10th	50th	90th	97th
12	63.1 (62.1 - 64.2)	68.5 (67.7 - 69.4)	81.7 (81.1 - 82.4)	97.2 (96 - 98.5)	105.2 (103.1 - 107.3)
14	63.5 (62.7 - 64.3)	69.2 (68.5 - 69.9)	82.6 (82 - 83.2)	98 (97 - 98.9)	106 (104.4 - 107.6)
16	64.1 (63.4 - 64.7)	70 (69.4 - 70.5)	83.5 (83 - 84.1)	98.9 (98.1 - 99.8)	106.9 (105.6 - 108.2)
18	64.7 (64.1 - 65.3)	70.7 (70.3 - 71.2)	84.5 (84 - 85.1)	100 (99.2 - 100.8)	108 (106.8 - 109.1)
20	65.4 (64.8 - 66)	71.6 (71.1 - 72.1)	85.6 (85 - 86.1)	101.1 (100.3 - 101.9)	109.1 (107.9 - 110.2)
22	66.1 (65.5 - 66.7)	72.4 (71.9 - 72.9)	86.6 (86.1 - 87.2)	102.3 (101.5 - 103.1)	110.2 (109 - 111.4)
24	66.8 (66.1 - 67.4)	73.2 (72.6 - 73.8)	87.7 (87.2 - 88.2)	103.5 (102.7 - 104.2)	111.4 (110.2 - 112.6)
26	67.4 (66.6 - 68.1)	73.9 (73.3 - 74.5)	88.6 (88.1 - 89.1)	104.6 (103.8 - 105.3)	112.5 (111.3 - 113.7)
28	67.8 (67 - 68.6)	74.5 (73.8 - 75.1)	89.5 (88.9 - 90)	105.6 (104.8 - 106.3)	113.5 (112.3 - 114.7)
30	68.1 (67.2 - 68.9)	74.9 (74.1 - 75.6)	90.2 (89.6 - 90.7)	106.4 (105.7 - 107.2)	114.4 (113.1 - 115.6)
32	68.1 (67.1 - 69)	75 (74.3 - 75.8)	90.6 (90 - 91.2)	107 (106.2 - 107.8)	115 (113.8 - 116.2)
34	67.8 (66.8 - 68.7)	74.9 (74.1 - 75.7)	90.7 (90.1 - 91.4)	107.4 (106.5 - 108.2)	115.3 (114.1 - 116.5)
36	67.1 (66 - 68.2)	74.4 (73.4 - 75.3)	90.5 (89.8 - 91.3)	107.3 (106.4 - 108.2)	115.2 (113.9 - 116.6)
38	66 (64.5 - 67.5)	73.5 (72.1 - 74.9)	89.9 (88.8 - 91)	106.8 (105.7 - 108)	114.8 (113 - 116.5)
40	64.5 (62.2 - 66.8)	72.1 (69.9 - 74.3)	88.8 (87 - 90.7)	105.9 (104 - 107.8)	113.8 (111.1 - 116.5)

Green LJ, Mackillop LH, Salvi D, Pullon R, Loerup L, Mossop J et al. Gestation-specific vital sign reference ranges in pregnancy. *Obstet Gynecol* 2020;135.

The authors provided this information as a supplement to their article.

©2020 American College of Obstetricians and Gynecologists.

Figure A4.2: Smoothed centiles for heart rate (bpm); 3rd, 10th, 50th, 90th and 97th centiles with corresponding 95% confidence intervals.



Respiratory rate

Table A4.3: Smoothed centiles for respiratory rate (breaths per min) according to gestational age for 3rd, 10th, 50th, 90th and 97th centiles (95% CI) from counting method.

Gestational age (weeks)	Centiles for Respiratory Rate (95% CI)				
	3rd	10th	50th	90th	97th
12	8 (7.6 - 8.4)	12 (11.7 - 12.4)	16 (15.7 - 16.3)	20 (19.5 - 20.5)	24 (23.2 - 24.8)
14	8 (7.6 - 8.4)	12 (11.7 - 12.3)	16 (15.8 - 16.2)	20 (19.6 - 20.5)	24 (23.3 - 24.7)
16	8 (7.7 - 8.3)	12 (11.7 - 12.3)	16 (15.8 - 16.2)	20 (19.6 - 20.4)	24 (23.3 - 24.7)
18	8 (7.7 - 8.3)	12 (11.7 - 12.3)	16 (15.8 - 16.2)	20 (19.6 - 20.4)	24 (23.4 - 24.6)
20	8 (7.7 - 8.3)	12 (11.8 - 12.3)	16 (15.8 - 16.2)	20 (19.6 - 20.4)	24 (23.5 - 24.6)
22	8 (7.7 - 8.3)	12 (11.8 - 12.2)	16 (15.8 - 16.2)	20 (19.7 - 20.3)	24 (23.5 - 24.5)
24	8 (7.8 - 8.3)	12 (11.8 - 12.2)	16 (15.8 - 16.2)	20 (19.7 - 20.3)	24 (23.6 - 24.5)
26	8 (7.8 - 8.3)	12 (11.8 - 12.2)	16 (15.8 - 16.2)	20 (19.7 - 20.3)	24 (23.6 - 24.4)
28	8 (7.8 - 8.3)	12 (11.8 - 12.2)	16 (15.8 - 16.2)	20 (19.7 - 20.3)	24 (23.6 - 24.4)
30	8 (7.8 - 8.3)	12 (11.8 - 12.2)	16 (15.8 - 16.2)	20 (19.7 - 20.3)	24 (23.6 - 24.4)
32	8 (7.7 - 8.3)	12 (11.8 - 12.2)	16 (15.8 - 16.2)	20 (19.7 - 20.3)	24 (23.6 - 24.4)
34	8 (7.7 - 8.3)	12 (11.8 - 12.2)	16 (15.8 - 16.2)	20 (19.7 - 20.3)	24 (23.5 - 24.5)
36	8 (7.6 - 8.4)	12 (11.7 - 12.3)	16 (15.8 - 16.2)	20 (19.7 - 20.4)	24 (23.5 - 24.5)
38	8 (7.5 - 8.5)	12 (11.6 - 12.4)	16 (15.7 - 16.3)	20 (19.5 - 20.5)	24 (23.3 - 24.7)
40	8 (7.3 - 8.7)	12 (11.4 - 12.6)	16 (15.5 - 16.5)	20 (19.2 - 20.8)	24 (23 - 25.1)

Green LJ, Mackillop LH, Salvi D, Pullon R, Loerup L, Mossop J et al. Gestation-specific vital sign reference ranges in pregnancy. *Obstet Gynecol* 2020;135.

The authors provided this information as a supplement to their article.

©2020 American College of Obstetricians and Gynecologists.

Figure A4.3: Smoothed centiles for respiratory rate (breaths per min); 3rd, 10th, 50th, 90th and 97th centiles with corresponding 95% confidence intervals from counting method.

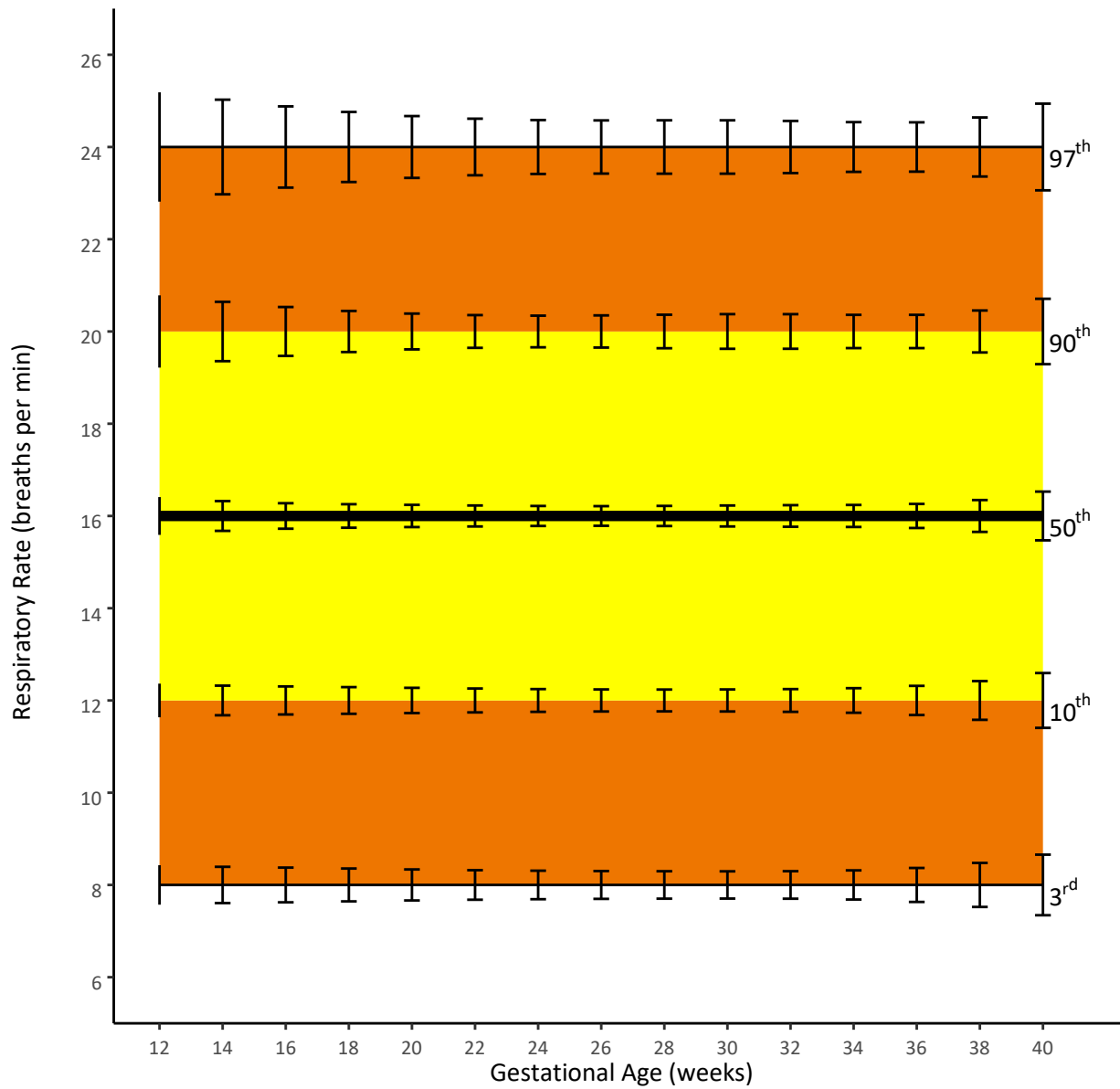


Table A4.4: Smoothed centiles for respiratory rate (breaths per min) according to gestational age for 3rd, 10th, 50th, 90th and 97th centiles (95% CI) from tapping method.

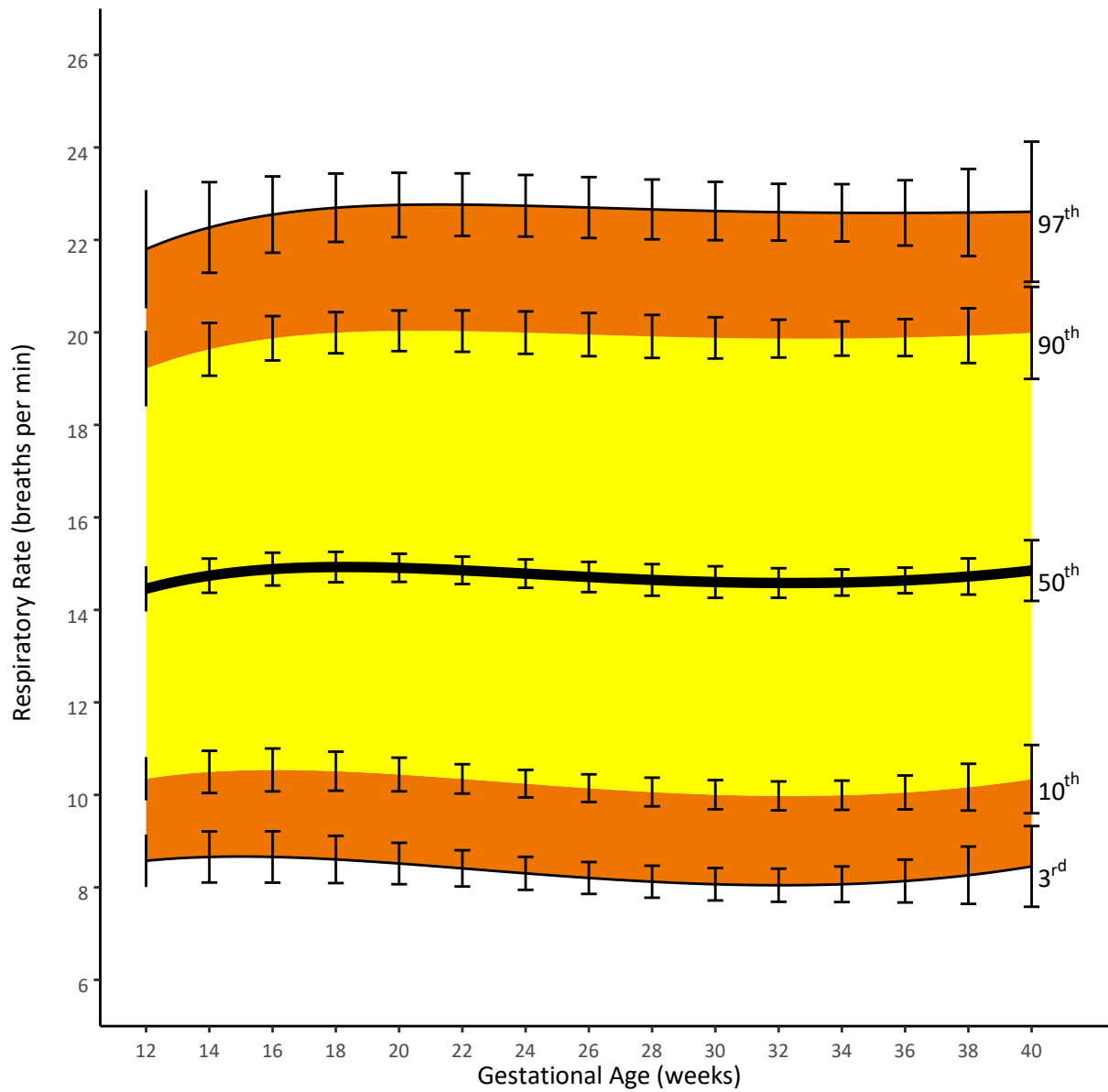
Gestational age (weeks)	Centiles for Respiratory Rate (95% CI)				
	3rd	10th	50th	90th	97th
12	8.6 (7.9 - 9.3)	10.4 (9.9 - 10.9)	14.5 (13.9 - 15)	19.2 (18.5 - 20)	21.8 (20.7 - 22.9)
14	8.7 (8.1 - 9.2)	10.5 (10.1 - 10.9)	14.7 (14.4 - 15.1)	19.6 (19.1 - 20.2)	22.3 (21.5 - 23.1)
16	8.7 (8.2 - 9.2)	10.5 (10.2 - 10.9)	14.9 (14.6 - 15.2)	19.9 (19.4 - 20.3)	22.6 (21.9 - 23.2)
18	8.6 (8.1 - 9.1)	10.5 (10.2 - 10.9)	14.9 (14.6 - 15.2)	20 (19.6 - 20.4)	22.7 (22.1 - 23.3)
20	8.5 (8.1 - 8.9)	10.4 (10.1 - 10.8)	14.9 (14.6 - 15.2)	20 (19.6 - 20.5)	22.8 (22.1 - 23.4)
22	8.4 (8 - 8.8)	10.3 (10.1 - 10.6)	14.9 (14.6 - 15.1)	20 (19.6 - 20.5)	22.8 (22.1 - 23.4)
24	8.3 (7.9 - 8.7)	10.2 (10 - 10.5)	14.8 (14.5 - 15.1)	20 (19.6 - 20.4)	22.7 (22.1 - 23.4)
26	8.2 (7.9 - 8.6)	10.1 (9.9 - 10.4)	14.7 (14.4 - 15)	20 (19.5 - 20.4)	22.7 (22 - 23.4)
28	8.1 (7.8 - 8.5)	10.1 (9.8 - 10.4)	14.7 (14.4 - 14.9)	19.9 (19.5 - 20.3)	22.7 (22 - 23.3)
30	8.1 (7.7 - 8.4)	10 (9.7 - 10.3)	14.6 (14.3 - 14.9)	19.9 (19.5 - 20.3)	22.6 (22 - 23.2)
32	8 (7.7 - 8.4)	10 (9.7 - 10.2)	14.6 (14.3 - 14.9)	19.9 (19.5 - 20.2)	22.6 (22 - 23.2)
34	8.1 (7.7 - 8.4)	10 (9.8 - 10.2)	14.6 (14.3 - 14.9)	19.9 (19.5 - 20.2)	22.6 (22 - 23.1)
36	8.1 (7.7 - 8.6)	10.1 (9.8 - 10.4)	14.6 (14.3 - 15)	19.9 (19.4 - 20.3)	22.6 (22 - 23.2)
38	8.3 (7.7 - 8.9)	10.2 (9.7 - 10.7)	14.7 (14.2 - 15.2)	19.9 (19.3 - 20.6)	22.6 (21.8 - 23.4)
40	8.5 (7.5 - 9.4)	10.3 (9.5 - 11.1)	14.9 (14.1 - 15.6)	20 (19 - 20.9)	22.6 (21.3 - 23.9)

Green LJ, Mackillop LH, Salvi D, Pullon R, Loerup L, Mossop J et al. Gestation-specific vital sign reference ranges in pregnancy. *Obstet Gynecol* 2020;135.

The authors provided this information as a supplement to their article.

©2020 American College of Obstetricians and Gynecologists.

Figure A4.4: Smoothed centiles for respiratory rate (breaths per min); 3rd, 10th, 50th, 90th and 97th centiles with corresponding 95% confidence intervals from tapping method.



Oxygen saturation (SpO₂)

Table A4.5: Smoothed centiles for oxygen saturation SpO₂ (%) according to gestational age for 3rd, 10th, 50th, 90th and 97th centiles (95% CI).

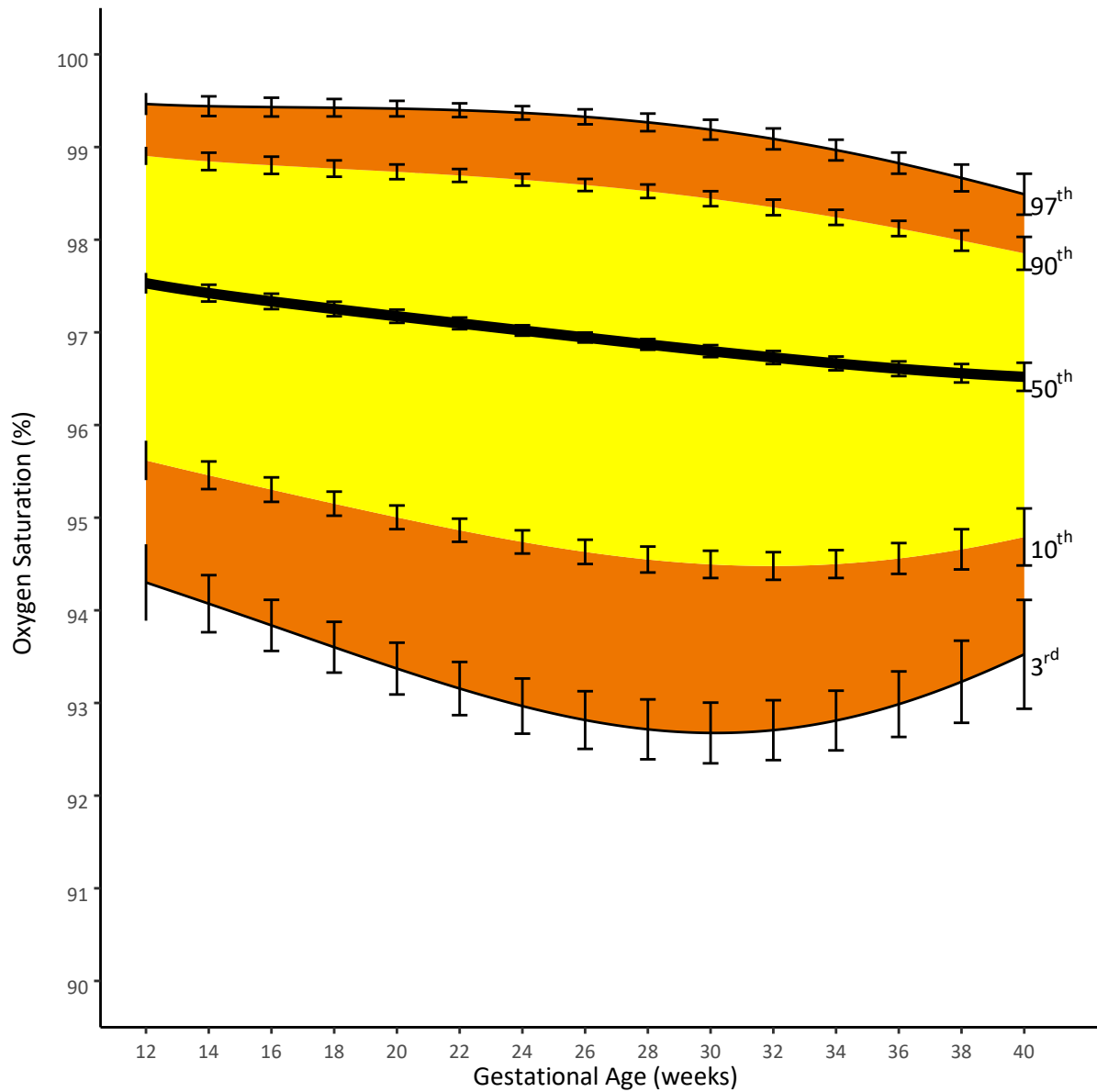
Gestational age (weeks)	Centiles for Oxygen Saturations SpO ₂ (95% CI)				
	3rd	10th	50th	90th	97th
12	94.3 (93.9 - 94.7)	95.6 (95.4 - 95.9)	97.5 (97.4 - 97.6)	98.9 (98.8 - 99)	99.4 (99.3 - 99.6)
14	94 (93.8, 94.3)	95.4 (95.3 - 95.6)	97.4 (97.3 - 97.5)	98.8 (98.7 - 98.9)	99.4 (99.3 - 99.5)
16	93.8 (93.5 - 94.1)	95.3 (95.1 - 95.4)	97.3 (97.2 - 97.4)	98.8 (98.7 - 98.9)	99.4 (99.4 - 99.5)
18	93.6 (93.3 - 93.9)	95.1 (95 - 95.3)	97.3 (97.2 - 97.3)	98.8 (98.7 - 98.9)	99.4 (99.4 - 99.5)
20	93.3 (93.1 - 93.6)	95 (94.9 - 95.1)	97.2 (97.1 - 97.3)	98.8 (98.7 - 98.8)	99.4 (99.4 - 99.5)
22	93.2 (92.9 - 93.4)	94.9 (94.7 - 95)	97.1 (97.1 - 97.2)	98.7 (98.6 - 98.8)	99.4 (99.3 - 99.5)
24	93 (92.7 - 93.2)	94.8 (94.6 - 94.9)	97 (97 - 97.1)	98.7 (98.6 - 98.7)	99.4 (99.3 - 99.5)
26	92.9 (92.6 - 93.1)	94.7 (94.5 - 94.8)	97 (96.9 - 97)	98.6 (98.5 - 98.7)	99.3 (99.2 - 99.4)
28	92.8 (92.5 - 93.1)	94.6 (94.4 - 94.7)	96.9 (96.8 - 96.9)	98.5 (98.4 - 98.6)	99.3 (99.2 - 99.4)
30	92.7 (92.5 - 93)	94.5 (94.4 - 94.7)	96.8 (96.7 - 96.9)	98.4 (98.4 - 98.5)	99.2 (99.1 - 99.3)
32	92.8 (92.5 - 93.1)	94.5 (94.4 - 94.7)	96.7 (96.7 - 96.8)	98.3 (98.3 - 98.4)	99.1 (99 - 99.2)
34	92.9 (92.6 - 93.1)	94.5 (94.4 - 94.7)	96.7 (96.6 - 96.8)	98.2 (98.2 - 98.3)	99 (98.9 - 99.1)
36	93 (92.7 - 93.3)	94.6 (94.4 - 94.7)	96.6 (96.5 - 96.7)	98.1 (98 - 98.2)	98.8 (98.7 - 99)
38	93.2 (92.7 - 93.6)	94.6 (94.4 - 94.9)	96.6 (96.4 - 96.7)	98 (97.9 - 98.1)	98.7 (98.5 - 98.9)
40	93.4 (92.7 - 94)	94.7 (94.3 - 95.1)	96.5 (96.3 - 96.7)	97.9 (97.7 - 98.1)	98.5 (98.3 - 98.8)

Green LJ, Mackillop LH, Salvi D, Pullon R, Loerup L, Mossop J et al. Gestation-specific vital sign reference ranges in pregnancy. *Obstet Gynecol* 2020;135.

The authors provided this information as a supplement to their article.

©2020 American College of Obstetricians and Gynecologists.

Figure A4.5: Smoothed centiles for oxygen saturation SpO₂ (%); 3rd, 10th, 50th, 90th and 97th centiles with corresponding 95% confidence intervals.



Temperature

Genius device

Table A4.6: Smoothed centiles for temperature (°C) according to gestational age for 3rd, 10th, 50th, 90th and 97th centiles (95% CI) from Genius thermometer device.

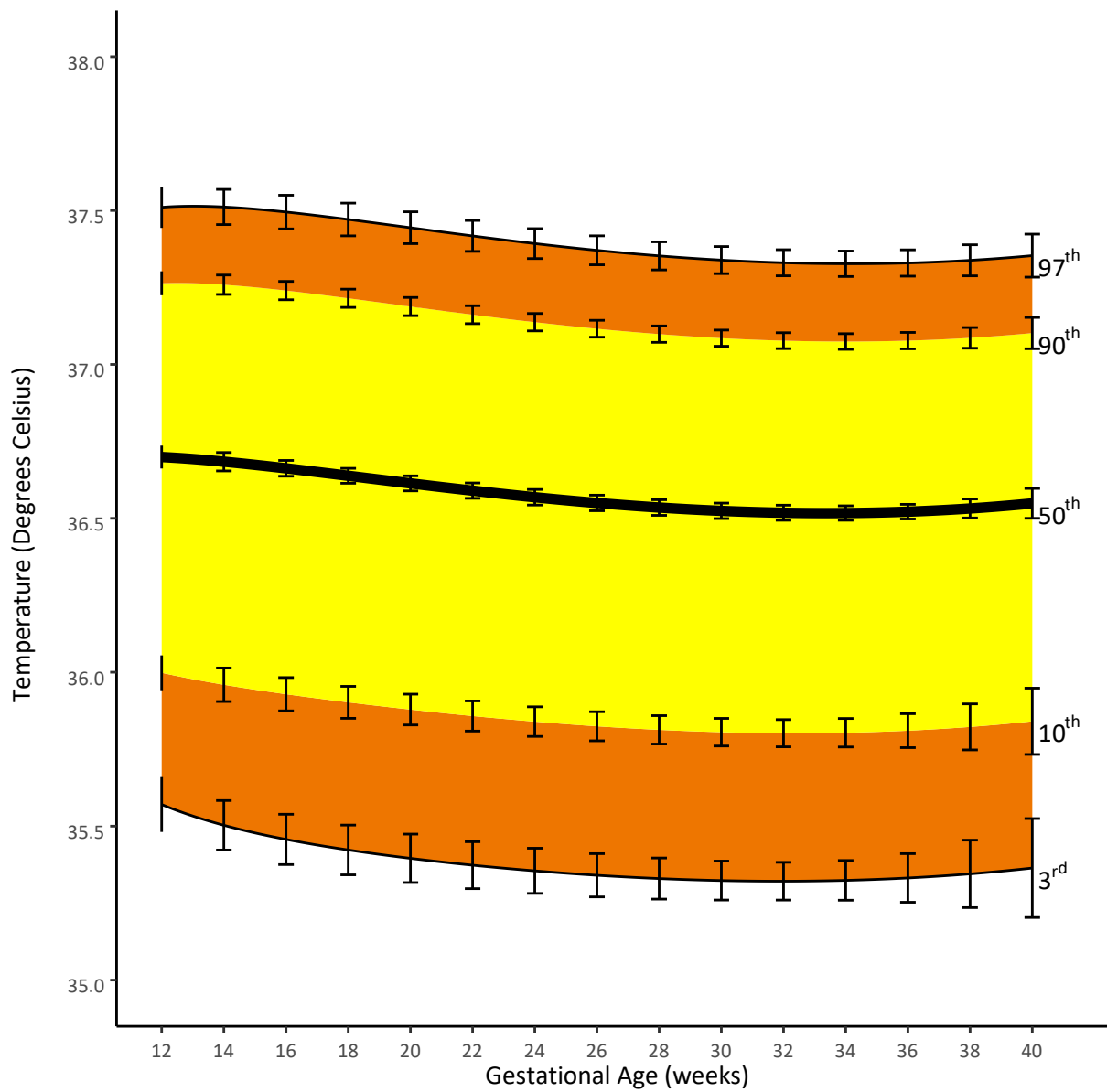
Gestational age (weeks)	Centiles for Temperature (95% CI) Genius				
	3rd	10th	50th	90th	97th
12	35.55 (35.46- 35.65)	35.99 (35.93- 36.05)	36.70 (36.66- 36.74)	37.27 (37.23- 37.30)	37.51 (37.46- 37.57)
14	35.49 (35.42- 35.57)	35.95 (35.90- 36.01)	36.68 (36.65- 36.72)	37.26 (37.23- 37.29)	37.51 (37.46- 37.56)
16	35.45 (35.38- 35.53)	35.93 (35.87- 35.98)	36.66 (36.63- 36.69)	37.24 (37.21- 37.27)	37.49 (37.45- 37.54)
18	35.42 (35.35- 35.50)	35.90 (35.85- 35.95)	36.64 (36.61- 36.66)	37.22 (37.19- 37.24)	37.47 (37.42- 37.52)
20	35.40 (35.32- 35.47)	35.88 (35.83- 35.93)	36.61 (36.59- 36.64)	37.19 (37.16- 37.21)	37.44 (37.40- 37.49)
22	35.38 (35.30- 35.45)	35.86 (35.81- 35.90)	36.59 (36.57- 36.61)	37.16 (37.14- 37.19)	37.42 (37.38- 37.46)
24	35.36 (35.29- 35.43)	35.84 (35.80- 35.88)	36.57 (36.55- 36.59)	37.14 (37.12- 37.16)	37.39 (37.36- 37.43)
26	35.35 (35.27- 35.42)	35.83 (35.79- 35.87)	36.55 (36.53- 36.57)	37.12 (37.10- 37.14)	37.37 (37.34- 37.41)
28	35.34 (35.27- 35.41)	35.82 (35.78- 35.86)	36.54 (36.52- 36.56)	37.10 (37.08- 37.12)	37.36 (37.32- 37.39)
30	35.33 (35.26- 35.40)	35.81 (35.77- 35.85)	36.53 (36.50- 36.55)	37.09 (37.07- 37.11)	37.34 (37.30- 37.38)
32	35.33 (35.26- 35.39)	35.81 (35.76- 35.85)	36.52 (36.50- 36.54)	37.08 (37.06- 37.10)	37.33 (37.29- 37.38)
34	35.33 (35.26- 35.40)	35.81 (35.76- 35.85)	36.52 (36.50- 36.54)	37.08 (37.05- 37.10)	37.33 (37.28- 37.38)
36	35.34 (35.26- 35.42)	35.81 (35.76- 35.87)	36.52 (36.50- 36.55)	37.08 (37.05- 37.11)	37.33 (37.28- 37.38)
38	35.35 (35.24- 35.46)	35.82 (35.75- 35.90)	36.53 (36.50- 36.57)	37.09 (37.05- 37.12)	37.34 (37.28- 37.40)
40	35.37 (35.21- 35.53)	35.84 (35.73- 35.95)	36.55 (36.49- 36.61)	37.10 (37.04- 37.16)	37.35 (37.27- 37.44)

Green LJ, Mackillop LH, Salvi D, Pullon R, Loerup L, Mossop J et al. Gestation-specific vital sign reference ranges in pregnancy. *Obstet Gynecol* 2020;135.

The authors provided this information as a supplement to their article.

©2020 American College of Obstetricians and Gynecologists.

Figure A4.6: Smoothed centiles for temperature (°C) from Genius thermometer device; 3rd, 10th, 50th, 90th and 97th centiles with corresponding 95% confidence intervals.



Green LJ, Mackillop LH, Salvi D, Pullon R, Loerup L, Mossop J et al. Gestation-specific vital sign reference ranges in pregnancy. *Obstet Gynecol* 2020;135.

The authors provided this information as a supplement to their article.

©2020 American College of Obstetricians and Gynecologists.

Fora device

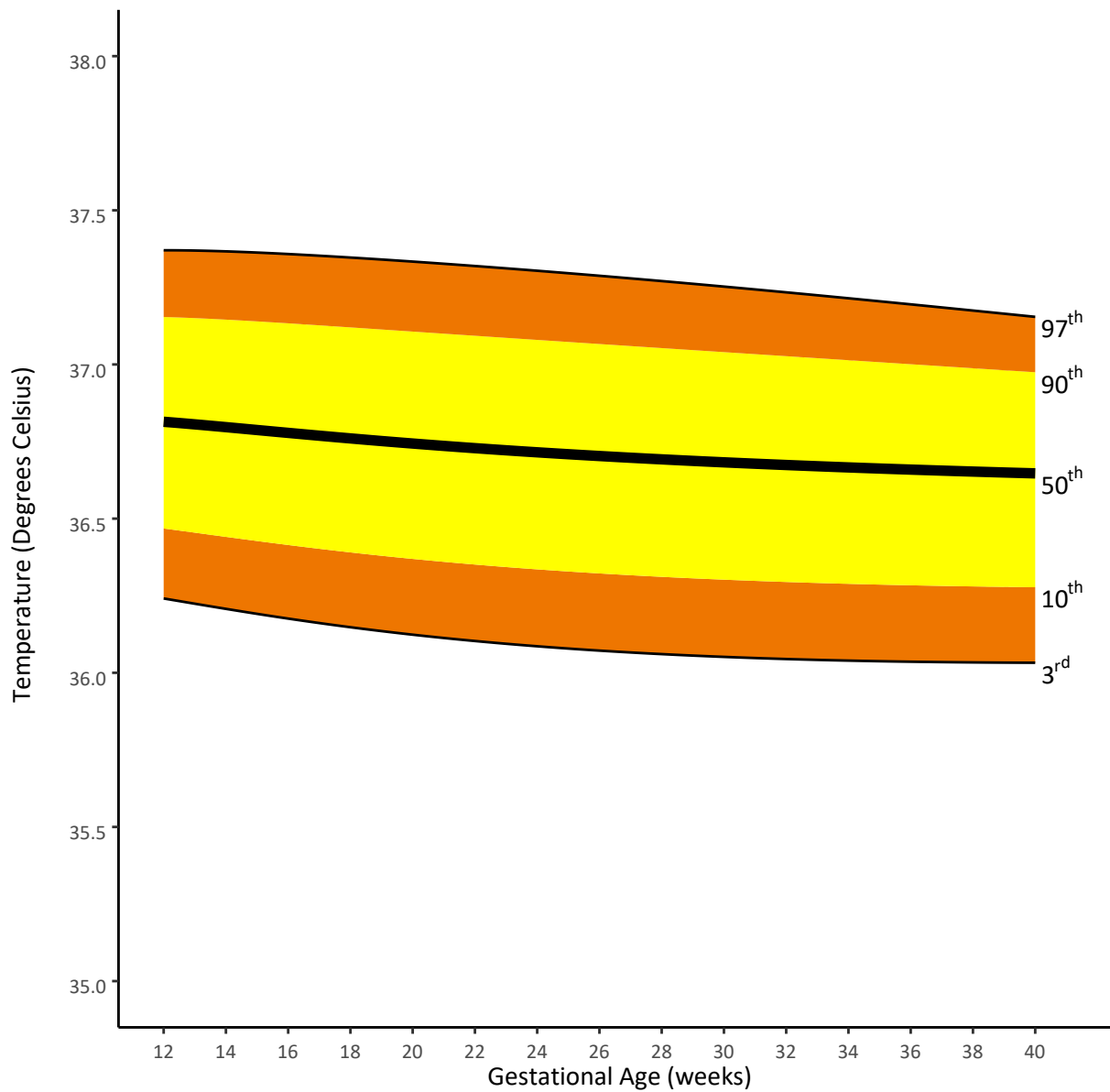
For the Fora device, median (95% CI) temperature was greatest at 12 weeks, 36.8 (36.8 to 36.8) °C.

Temperature, median (95% CI), fell progressively until 40 weeks to a minimum of 36.7 (36.6 to 36.7)

°C, a difference (95% CI) of -0.2 (-0.2 to -0.1) °C.

Figure A4.7 represents the smoothed gestation specific centiles for temperature (°C) for the 3rd, 10th, 50th, 90th and 97th centiles from Fora thermometer device.

Figure A4.7: Smoothed centiles for temperature (°C) from Fora device; 3rd, 10th, 50th, 90th and 97th centiles.



Green LJ, Mackillop LH, Salvi D, Pullon R, Loerup L, Mossop J et al. Gestation-specific vital sign reference ranges in pregnancy. *Obstet Gynecol* 2020;135.

The authors provided this information as a supplement to their article.

©2020 American College of Obstetricians and Gynecologists.

Table A4.7: Smoothed centiles for temperature (°C) according to gestational age for 3rd, 10th, 50th, 90th and 97th centiles (95% CI) from Fora thermometer device.

Gestational age (weeks)	Centiles for Temperature (95% CI) Fora				
	3rd	10th	50th	90th	97th
12	36.24 (36.17 - 36.31)	36.47 (36.42 - 36.52)	36.81 (36.79 - 36.84)	37.15 (37.12 - 37.19)	37.37 (37.30 - 37.44)
14	36.21 (36.14 - 36.27)	36.44 (36.40 - 36.48)	36.80 (36.78 - 36.82)	37.15 (37.12 - 37.17)	37.37 (37.30 - 37.43)
16	36.18 (36.12 - 36.23)	36.41 (36.38 - 36.45)	36.78 (36.76 - 36.80)	37.13 (37.10 - 37.16)	37.36 (37.30 - 37.42)
18	36.15 (36.10 - 36.20)	36.39 (36.36 - 36.42)	36.76 (36.74 - 36.78)	37.12 (37.09 - 37.15)	37.35 (37.29 - 37.40)
20	36.12 (36.08 - 36.17)	36.37 (36.34 - 36.40)	36.74 (36.72 - 36.76)	37.11 (37.08 - 37.13)	37.33 (37.28 - 37.38)
22	36.10 (36.06 - 36.14)	36.35 (36.32 - 36.38)	36.73 (36.71 - 36.75)	37.09 (37.07 - 37.12)	37.32 (37.28 - 37.36)
24	36.09 (36.05 - 36.13)	36.34 (36.31 - 36.36)	36.72 (36.70 - 36.73)	37.08 (37.06 - 37.10)	37.30 (37.26 - 37.34)
26	36.07 (36.03 - 36.11)	36.32 (36.30 - 36.35)	36.70 (36.69 - 36.72)	37.07 (37.04 - 37.09)	37.29 (37.25 - 37.33)
28	36.06 (36.02 - 36.10)	36.31 (36.29 - 36.33)	36.69 (36.68 - 36.71)	37.05 (37.03 - 37.08)	37.27 (37.23 - 37.31)
30	36.05 (36.01 - 36.10)	36.30 (36.28 - 36.33)	36.68 (36.67 - 36.70)	37.04 (37.02 - 37.06)	37.25 (37.22 - 37.29)
32	36.04 (36.00 - 36.09)	36.29 (36.27 - 36.32)	36.67 (36.66 - 36.69)	37.03 (37.00 - 37.05)	37.23 (37.20 - 37.27)
34	36.04 (35.99 - 36.09)	36.29 (36.26 - 36.32)	36.67 (36.65 - 36.68)	37.01 (36.99 - 37.04)	37.21 (37.17 - 37.26)
36	36.04 (35.98 - 36.09)	36.28 (36.25 - 36.32)	36.66 (36.64 - 36.68)	37.00 (36.97 - 37.03)	37.19 (37.15 - 37.24)
38	36.03 (35.96 - 36.10)	36.28 (36.24 - 36.32)	36.65 (36.63 - 36.68)	36.99 (36.95 - 37.02)	37.17 (37.12 - 37.23)
40	36.03 (35.94 - 36.12)	36.28 (36.22 - 36.34)	36.65 (36.61 - 36.68)	36.97 (36.93 - 37.02)	37.15 (37.08 - 37.23)

Green LJ, Mackillop LH, Salvi D, Pullon R, Loerup L, Mossop J et al. Gestation-specific vital sign reference ranges in pregnancy. *Obstet Gynecol* 2020;135.

The authors provided this information as a supplement to their article.

©2020 American College of Obstetricians and Gynecologists.

Figure A4.8: Smoothed centiles for temperature (°C) from Fora thermometer device; 3rd, 10th, 50th, 90th and 97th centiles with corresponding 95% confidence intervals.

