

Supplemental material is neither peer-reviewed nor thoroughly edited by CJASN. The authors alone are responsible for the accuracy and presentation of the material.

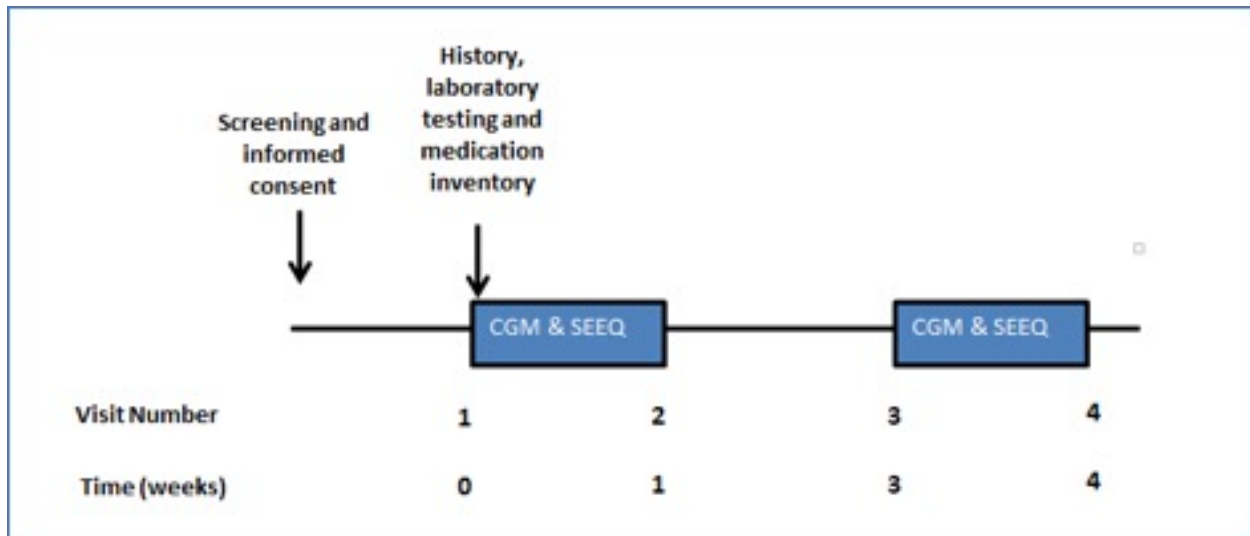
Supplemental Table of Contents

Supplemental Figure 1. CANDY study activities

Supplemental Figure 2: Rates of physician-adjudicated arrhythmias in CKD participants with and without a history of clinical cardiovascular disease. Bars represent rate per person-years. CVD = cardiovascular disease including clinical diagnosis of coronary disease, heart failure or stroke.

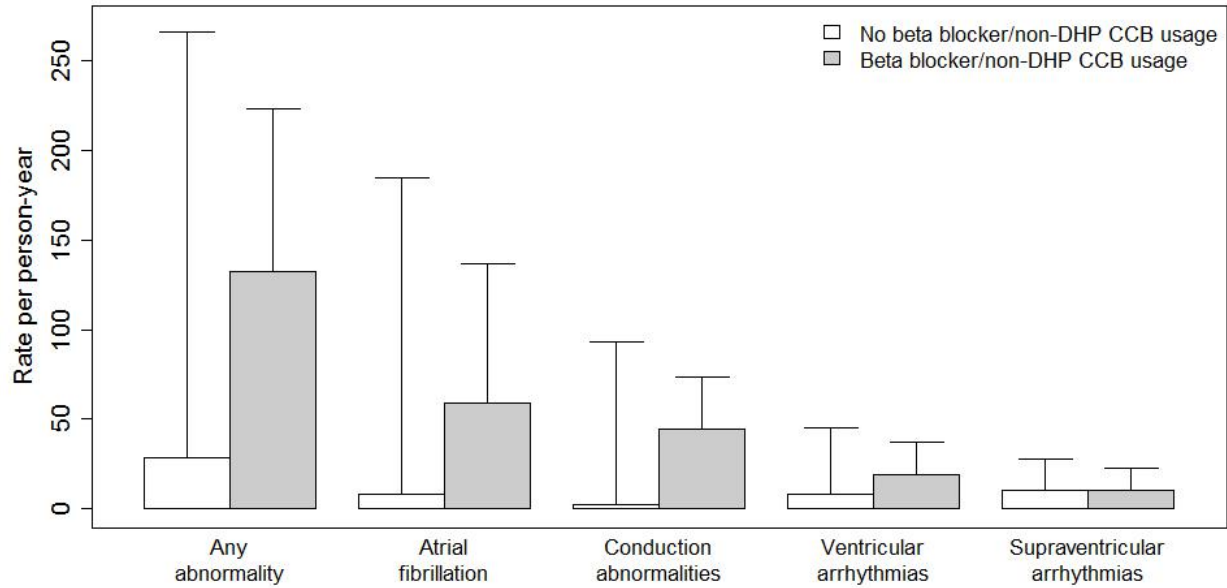
Supplemental Figure 3: Rates of physician-adjudicated arrhythmias in CKD participants using and not using beta-blockers or non-DHP CCBs. Bars represent rate per person-years. DHP = dihydropyridine; CCB = calcium channel blocker.

Supplemental material is neither peer-reviewed nor thoroughly edited by CJASN. The authors alone are responsible for the accuracy and presentation of the material.



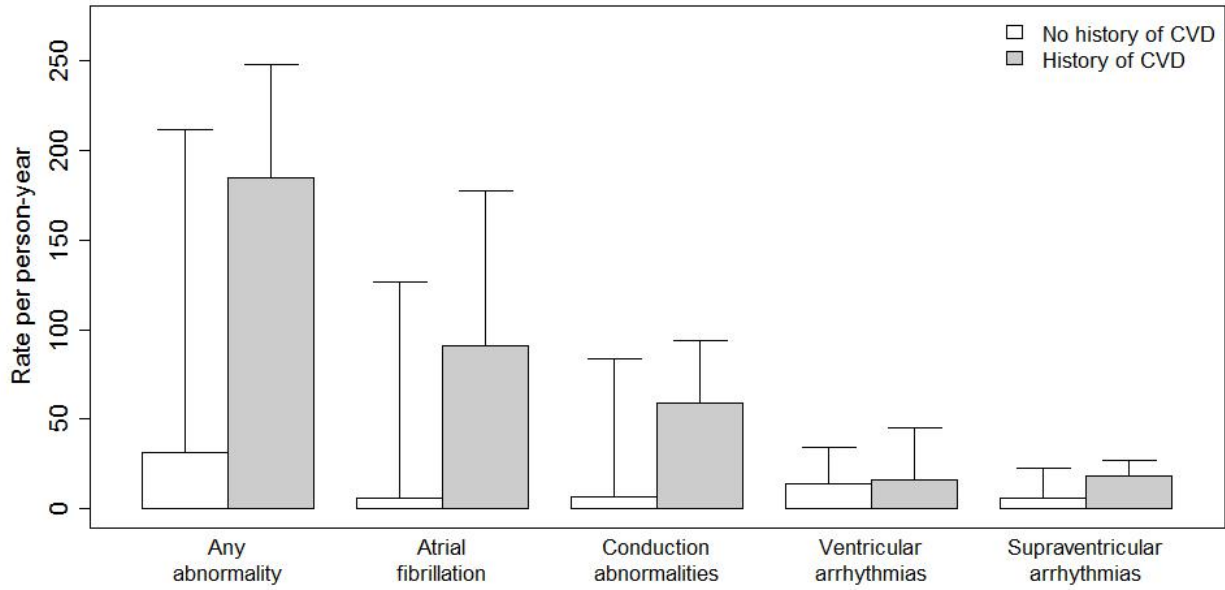
Supplemental Figure 1. CANDY study activities

Supplemental material is neither peer-reviewed nor thoroughly edited by CJASN. The authors alone are responsible for the accuracy and presentation of the material.



Supplemental Figure 2: Rates of physician-adjudicated arrhythmias in CKD participants with and without a history of clinical cardiovascular disease. Bars represent rate per person-years. CVD = cardiovascular disease including clinical diagnosis of coronary disease, heart failure or stroke.

Supplemental material is neither peer-reviewed nor thoroughly edited by CJASN. The authors alone are responsible for the accuracy and presentation of the material.



Supplemental Figure 3: Rates of physician-adjudicated arrhythmias in CKD participants using and not using beta-blockers or non-DHP CCBs. Bars represent rate per person-years. DHP = dihydropyridine; CCB = calcium channel blocker.