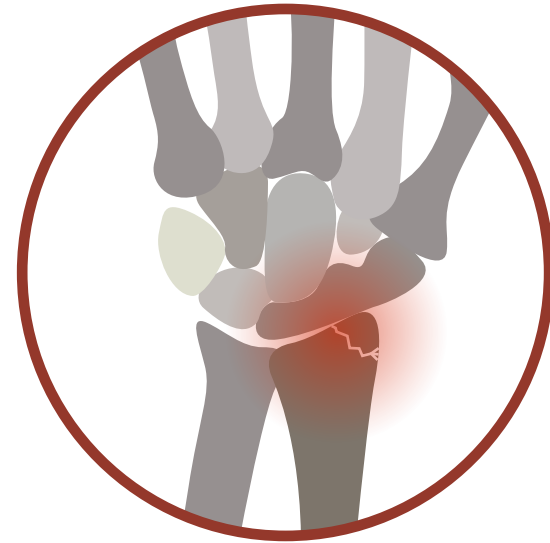


Distal Radial Fracture Malunion and Patient-Reported Activity Limitations

Long-term effect of distal radial fracture treatments underreported



Distal radial fracture



12-14
years
Follow-up of
63 acute distal
radial fractures



18-65
years
Patient age at
time of fracture



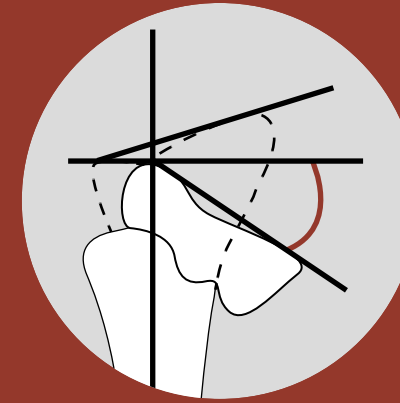
66±10
years
Mean age at
time of follow-up

Outcome measures

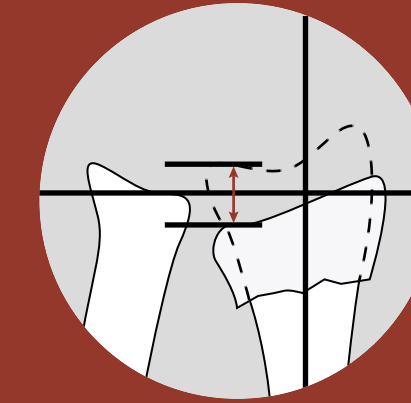
Primary Change in DASH score from baseline

Secondary DASH, pain, and satisfaction scores, wrist range of motion, and grip strength at the time of follow-up.

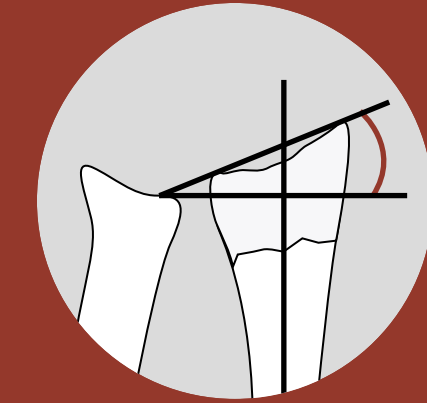
Malunion radiographically defined as:



Dorsal angulation $\geq 10^\circ$

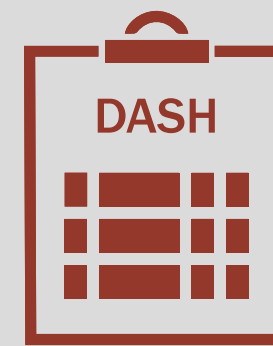


Ulnar variance ≥ 3 mm



Radial inclination $\leq 15^\circ$

Malunion associated with long-term...



↓ Significantly worse
DASH scores



↑ Activity limitations



↑ Pain



↓ Satisfaction



Patients with malunion of a distal radial fracture are **more likely** to have **worse long-term** patient-reported outcomes.

Association Between Distal Radial Fracture Malunion and Patient-Reported Activity Limitations: A Long-Term Follow-up

Ali et al. (2018)

DOI: 10.2106/JBJS.17.00107

www.jbjs.org

theJBJS

@JBJS

