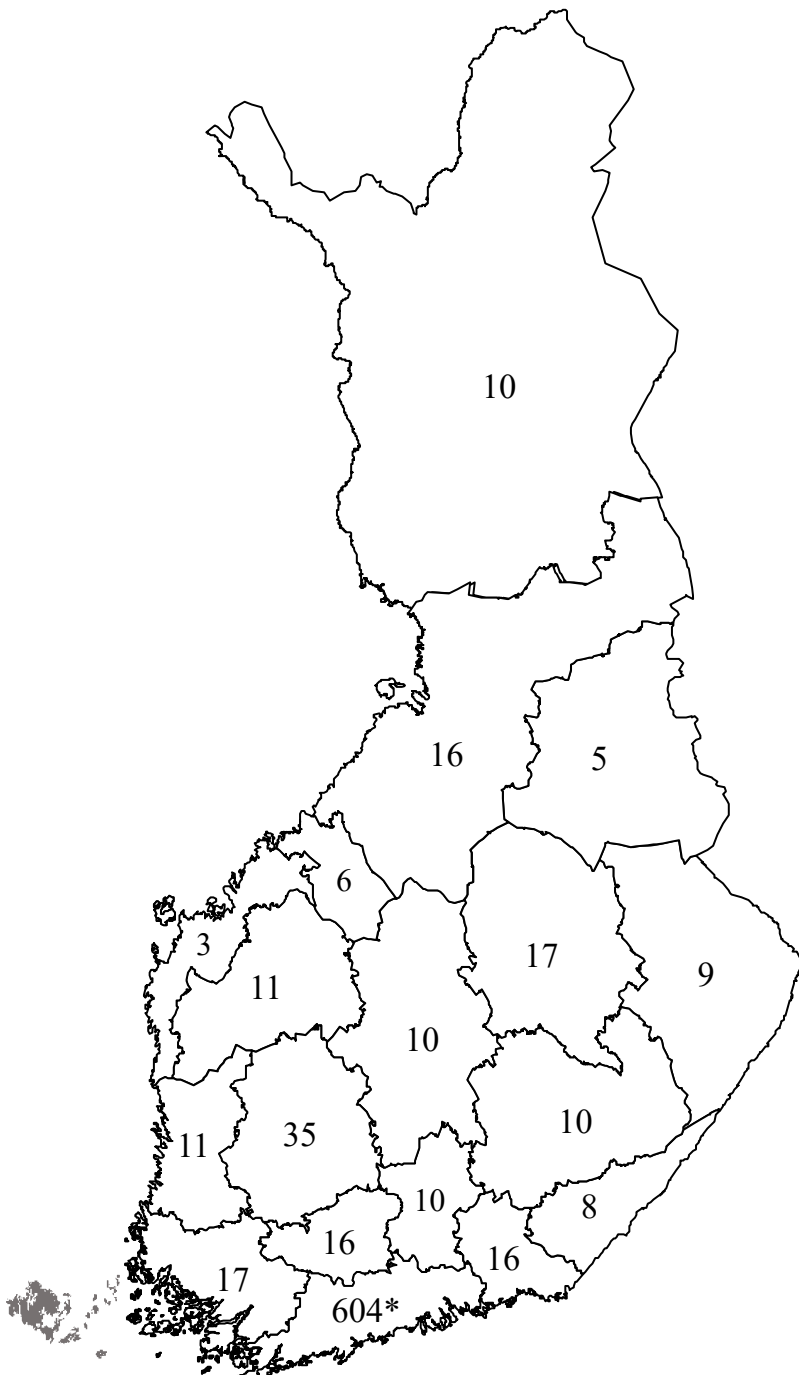
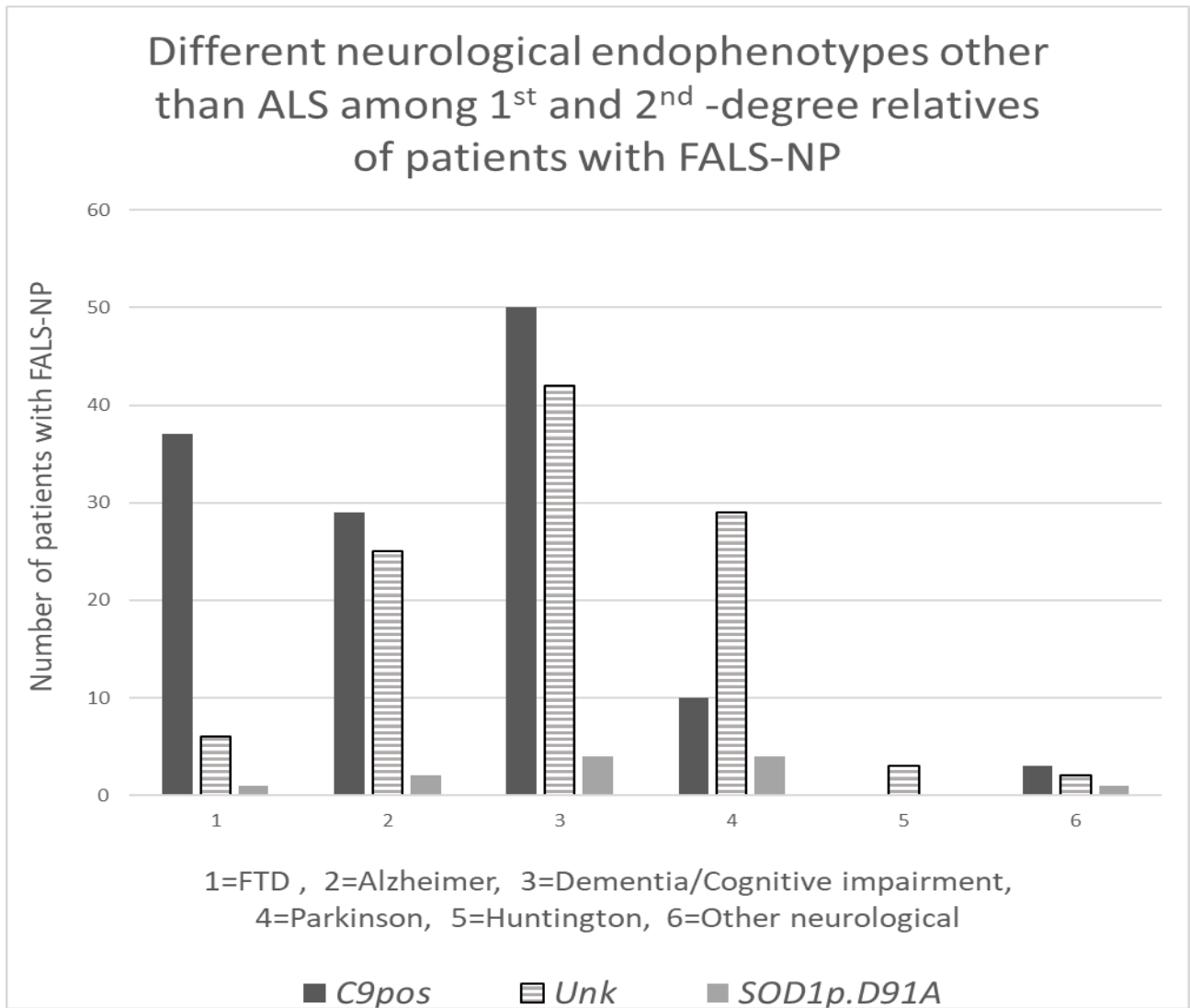


eFigure 1. Geographic distribution of Finnish ALS cases by domiciles (one patient lived abroad). The frequencies of the ALS cases with the *C9orf72* hexanucleotide repeat expansion (*C9pos*) as well as *SOD1p.D91A* (homozygotes) and *SOD1p.A90V* mutations among 815 patients from Uusimaa* and other regions shown above the map.

	<u>Uusimaa* (n=604)</u>	<u>Other regions (n=211)</u>	<u>p-value</u> (Fisher's exact test)
	n (%)	n (%)	
<i>C9pos</i>	183 (30,3%)	73 (34,6%)	0.26
<i>SOD1p.D91A</i>	33 (5.5%)	39 (18,5%)	1.3 x 10 ⁻⁷
<i>SOD1p.A90V</i>	4 (0.7%)	3 (1,4%)	0.38

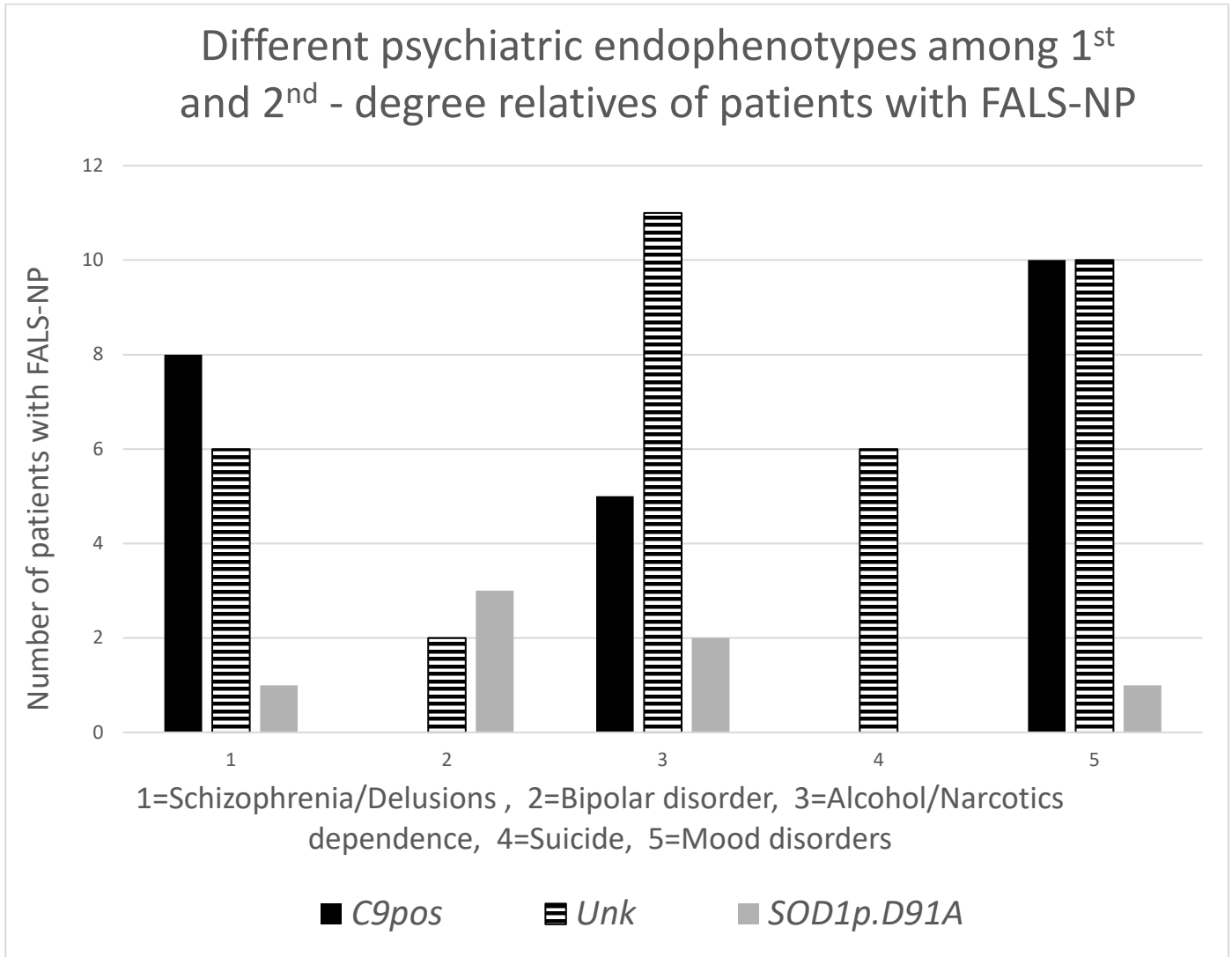


eFigure 2A. Neurological endophenotypes among relatives of patients with FALS-NP



eFigure 2A. Different neurological endophenotypes (1-6) other than ALS among 1st and 2nd -degree relatives of patients with FALS-NP. Each column represents the amount of different endophenotypes observed in the index patient’s family. Each unique endophenotype is counted only once per family and do not represent the total number of relatives affected. The group populations are: *C9pos* (n=256), *Unk* (n= 480), *SOD1p.D91A* (n=72).

eFigure 2B. Psychiatric endophenotypes among relatives of patients with FALS-NP



eFigure 2B. Different psychiatric endophenotypes (1-5) other than ALS among 1st and 2nd -degree relatives of patients with FALS-NP. Each column represents the amount of different endophenotypes observed in the index patient's family. Each unique endophenotype is counted only once per family and do not represent the total number of relatives affected. The group populations are: *C9pos* (n=256), *Unk* (n= 480), *SOD1p.D91A* (n=72).

eTable1. Modifiers of age-of-onset according to sex, site-of-onset and the presence of the *C9orf72* hexanucleotide expansion (*C9pos/Unk*). *SOD1*p.D91A homozygotes and *SOD1*p.A90V heterozygotes were excluded.

	<i>n</i>	Median age-of-onset (range)	<i>p</i>
<i>C9pos</i>			
Bulbar vs.	89	59 yr (37-79)	0.048
Limb	163	57 yr (35-75)	
<i>C9pos</i> Bulbar			
Female vs.	50	60 (42-79)	0.20
Male	39	57 (37-76)	
<i>C9pos</i> Limb			
Female vs.	88	56.5 yr (39-74)	0.37
Male	75	57 yr (35-75)	
<i>C9pos</i>			
Female vs.	138	58 yr (39-79)	0.13
Male	114	57 yr (35-76)	
<i>Unk</i>			
Bulbar vs.	176	66 yr (38-88)	4.6 x 10 ⁻¹²
Limb	279	57 yr (27-86)	
<i>Unk</i> Bulbar			
Female vs.	107	67 yr (38-88)	0.33
Male	69	65 yr (40-87)	
<i>Unk</i> Limb			
Female vs.	121	59 yr (27-86)	0.40
Male	158	58 yr (29-85)	
<i>Unk</i>			
Female vs.	228	62 yr (27-88)	0.018
Male	227	60 yr (29-87)	

C9pos = *C9orf72* repeat expansion carrier, *Unk* = non-carrier, Bulbar = bulbar-onset, Limb = limb-onset.

eFigure 3. Cumulative incidence of ALS by age dichotomized by sex, familiarity, and site-of-onset

